

GENERAL AND TECHNICAL INFORMATION


SHEET AND PLATE – ALUMINUM THICKNESS TOLERANCES¹

ALLOYS 2014, 2024, 2219, 3004, 5052, 5083, 5086, 5154, 5252, 5254, 5454, 5456, 5652, 6061, 7075, 7079, 7178,
AND BRAZING SHEET NOS. 11, 12, 21, 22, 23 AND 24.

STANDARD TOLERANCES

NOTE: ALSO APPLICABLE TO THE ALLOYS LISTED WHEN SUPPLIED AS ALCLAD.

SPECIFIED THICKNESS Inches	SPECIFIED WIDTH – Inches														
	Up thru 18	Over 18 thru 36	Over 36 thru 48	Over 48 thru 54	Over 54 thru 60	Over 60 thru 66	Over 66 thru 72	Over 72 thru 78	Over 78 thru 84	Over 84 thru 90	Over 90 thru 96	Over 96 thru 132	Over 132 thru 144	Over 144 thru 156	Over 156 thru 168
	TOLERANCE – Inches Plus and Minus														
0.006-0.010	.001	.0015	.0025	.0025	.0025	.0025	.0025	.0025	.0025	.0025	.0025	.0025	.0025	.0025	.0025
0.011-0.017	.0015	.0015	.0025	.0035	.0035	.0035	.0035	.0035	.0035	.0035	.0035	.0035	.0035	.0035	.0035
0.018-0.028	.0015	.002	.0025	.0035	.004	.004	.004	.004	.004	.004	.004	.004	.004	.004	.004
0.029-0.036	.002	.002	.0025	.004	.005	.005	.005	.005	.005	.005	.005	.005	.005	.005	.005
0.037-0.045	.002	.0025	.003	.004	.005	.005	.005	.005	.005	.005	.005	.005	.005	.005	.005
0.046-0.068	.0025	.003	.004	.005	.006	.006	.006	.006	.006	.006	.006	.006	.006	.006	.006
0.077-0.096	.0035	.0035	.004	.005	.006	.006	.006	.006	.006	.006	.006	.006	.006	.006	.006
0.097-0.108	.004	.004	.005	.005	.007	.007	.007	.007	.007	.007	.007	.007	.007	.007	.007
0.109-0.125	.0045	.0045	.005	.005	.007	.007	.007	.007	.007	.007	.007	.007	.007	.007	.007
0.126-0.140	.0045	.0045	.005	.005	.007	.010	.012	.013	.014	.016	.018	.020	.020	.020	.020
0.141-0.172	.006	.006	.008	.008	.009	.012	.014	.015	.016	.017	.019	.023	.023	.023	.023
0.173-0.203	.007	.007	.010	.010	.011	.014	.016	.017	.017	.017	.022	.026	.026	.026	.026
0.204-0.249	.009	.009	.011	.011	.013	.016	.018	.018	.018	.018	.024	.028	.028	.028	.028
0.250-0.320	.013	.013	.013	.013	.015	.018	.020	.020	.020	.020	.025	.030	.035	.042	.053





SHEET AND PLATE – ALUMINUM
THICKNESS TOLERANCES¹

STANDARD TOLERANCES
CONTINUED

ALLOYS 2014, 2024, 2219, 3004, 5052, 5083, 5086, 5154, 5252, 5254, 5454, 5456, 5652, 6061, 7075, 7079, 7178, AND BRAZING SHEET NOS. 11, 12, 21, 22, 23 AND 24.


NOTE: ALSO APPLICABLE TO THE ALLOYS LISTED WHEN SUPPLIED AS ALCLAD.

SPECIFIED THICKNESS Inches	SPECIFIED WIDTH – Inches																		
	Over 18 thru 18	Over 36 thru 36	Over 48 thru 48	Over 54 thru 60	Over 60 thru 66	Over 66 thru 72	Over 72 thru 78	Over 78 thru 84	Over 84 thru 90	Over 90 thru 96	Over 96 thru 132	Over 132 thru 144	Over 144 thru 156	Over 156 thru 168					
	TOLERANCE – Inches Plus and Minus																		
0.321-0.438	.019	.019	.019	.020	.020	.023	.023	.025	.025	.025	.025	.025	.025	.025	.026	.033	.038	.048	.057
0.439-0.625	.025	.025	.025	.025	.025	.030	.030	.030	.030	.030	.030	.030	.030	.030	.035	.035	.043	.049	.067
0.626-0.875	.030	.030	.030	.030	.030	.037	.037	.037	.037	.037	.037	.037	.037	.037	.045	.045	.054	.059	.077
0.876-1.125	.035	.035	.035	.035	.035	.040	.040	.040	.040	.040	.040	.040	.040	.040	.045	.045	.055	.065	.088
1.126-1.375	.040	.040	.040	.040	.040	.045	.045	.045	.045	.045	.045	.045	.045	.045	.052	.052	.065	.080	.098
1.376-1.625	.045	.045	.045	.045	.045	.052	.052	.052	.052	.052	.052	.052	.052	.052	.060	.060	.075	.090	.108
1.626-1.875	.052	.052	.052	.052	.052	.060	.060	.060	.060	.060	.060	.060	.060	.060	.070	.070	.088	.108	
1.876-2.250	.060	.060	.060	.060	.060	.060	.060	.060	.060	.060	.060	.060	.060	.060	.080	.080	.100		
2.251-2.750	.075	.075	.075	.075	.075	.075	.075	.075	.075	.075	.075	.075	.075	.075	.100	.100	.125		
2.751-3.000	.090	.090	.090	.090	.090	.090	.090	.090	.090	.090	.090	.090	.090	.090	.120	.120	.150		
3.001-4.000	.110	.110	.110	.110	.110	.110	.110	.110	.110	.110	.110	.110	.110	.110	.140	.140	.160		
4.001-5.000	.125	.125	.125	.125	.125	.125	.125	.125	.125	.125	.125	.125	.125	.125	.150	.150	.160		
5.001-6.000	.135	.135	.135	.135	.135	.135	.135	.135	.135	.135	.135	.135	.135	.135	.160	.160	.170		

GENERAL AND TECHNICAL INFORMATION

WIDTH TOLERANCES¹ SHEARED FLAT SHEET AND PLATE – ALUMINUM

SPECIFIED THICKNESS Inches	SPECIFIED WIDTH – in.					
	Up thru 6	Over 6 thru 24	Over 24 thru 60	Over 60 thru 96	Over 96 thru 132	Over 132 thru 168
0.006-0.124	+ 1/16	+ 3/32	+ 1/8	+ 1/8	+ 5/32	+ 1/2
0.125-0.249	+ 3/32	+ 3/32	+ 1/8	+ 5/32	+ 3/16	
0.250-0.499	+ 1/4	+ 5/16	+ 3/8	+ 3/8	+ 7/16	



LENGTH TOLERANCES¹ SHEARED FLAT SHEET AND PLATE – ALUMINUM

SPECIFIED THICKNESS Inches	SPECIFIED LENGTH – in.							
	Up thru 30	Over 30 thru 60	Over 60 thru 120	Over 120 thru 240	Over 240 thru 360	Over 360 thru 480	Over 480 thru 600	Over 600 thru 720
0.006-0.124	+ 1/16	+ 3/32	+ 1/8	+ 5/32	+ 3/16	+ 7/32	+ 9/32	—
0.125-0.249	+ 3/32	+ 3/32	+ 1/8	+ 5/32	+ 7/32	+ 1/4	+ 5/16	—
0.250-0.499	+ 1/4	+ 3/8	+ 7/16	+ 1/2	+ 9/16	+ 5/8	+ 11/16	+ 3/4

**WIDTH TOLERANCES¹
SLIT COILED SHEET – ALUMINUM**

SPECIFIED THICKNESS Inches	SPECIFIED WIDTH – in.					
	Up thru 6	Over 6 thru 24	Over 24 thru 60	Over 60 thru 96	Over 96 thru 132	Over 132 thru 168
	TOLERANCE 2 – in.					
0.006-0.125	0.010	0.016	1/32	3/64	1/16	1/8
0.126-0.186	0.012	0.020	1/32	1/16	3/32	—
0.187-0.249	0.016	0.025	3/64	3/32	1/8—	—



1. When a dimension tolerance is specified other than as an equal bilateral tolerance, the value of the standard tolerance is that which would apply to the mean of the maximum and minimum dimensions permissible under the tolerance.

2. Tolerance applicable at ambient mill temperatures. A change in dimension of 0.013 in. per 100 in 10 F (6 C) must be recognized.


GENERAL AND TECHNICAL INFORMATION


THICKNESS TOLERANCES¹ – ALUMINUM

ALLOYS EC, 1060, 1100, 3003, 3005, 3105, 5005, 5050, 5357, 5457, 5657, 1100 REFLECTOR SHEET, CLAD 1100 REFLECTOR SHEET AND CLAD 3003 REFLECTOR SHEET.

NOTE: ALSO APPLICABLE TO THE ALLOYS LISTED WHEN SUPPLIED AS ALCLAD.

SPECIFIED THICKNESS Inches	WIDTH – Inches									
	Up thru 18	Over 18 thru 36	Over 36 thru 54	Over 54 thru 72	Over 72 thru 90	Over 90 thru 102	Over 102 thru 132	Over 132 thru 144	Over 144 thru 156	Over 156 thru 168
0.006-0.007	.001	.001	.002							
0.008-0.010	.001	.0015	.002							
0.011-0.017	.0015	.0015	.002							
0.018-0.028	.0015	.002	.0025	.003	.004					
0.029-0.036	.002	.002	.0025	.0035	.005	.006				
0.037-0.045	.002	.0025	.003	.004	.005	.006				
0.046-0.068	.0025	.003	.004	.005	.006	.007	.008			
0.069-0.076	.0025	.003	.004	.006	.008	.008	.009			
0.077-0.096	.003	.003	.004	.006	.008	.009	.010			
0.097-0.108	.0035	.004	.005	.007	.009	.010	.012			





THICKNESS TOLERANCES¹ – ALUMINUM

SPECIFIED THICKNESS Inches	WIDTH – Inches									
	Up thru 18	Over 18 thru 36	Over 36 thru 54	Over 54 thru 72	Over 72 thru 90	Over 90 thru 102	Over 102 thru 132	Over 132 thru 144	Over 144 thru 156	Over 156 thru 168
TOLERANCE – Inches Plus and Minus										
0.109-0.140	.0045	.0045	.005	.007	.009	.010	.012	.012		
0.141-0.172	.006	.006	.008	.009	.011	.012	.015	.015		
0.173-0.203	.007	.007	.009	.011	.013	.015	.017	.017		
0.204-0.249	.009	.009	.011	.013	.017	.020	.023	.023		
0.250-0.320	.013	.013	.013	.015	.017	.020	.023	.032	.040	.050
0.321-0.438	.019	.019	.019	.019	.023	.026	.026	.035	.043	.052
0.439-0.625	.025	.025	.025	.025	.030	.035	.035	.040	.046	.055
0.626-0.875	.030	.030	.030	.030	.037	.045	.045	.050	.056	.064
0.876-1.125	.035	.035	.035	.035	.045	.055	.055	.060	.066	.074
1.126-1.375	.040	.040	.040	.040	.052	.065	.065	.070	.075	.082
1.376-1.625	.045	.045	.045	.045	.060	.075	.075	.080	.085	.092
1.626-1.875	.052	.052	.052	.052	.070	.088	.088			
1.876-2.250	.060	.060	.060	.060	.080	.100	.100			
2.251-2.750	.075	.075	.075	.075	.100	.125	.125			
2.751-3.000	.090	.090	.090	.090	.120	.150	.150			
3.001-4.000	.110	.110	.110	.110	.140	.160	.160			
4.001-5.000	.125	.125	.125	.125	.150	.160	.160			
5.001-6.000	.135	.135	.135	.135	.160	.170	.170			

GENERAL AND TECHNICAL INFORMATION

GENERAL AND TECHNICAL INFORMATION

WIDTH AND LENGTH TOLERANCES¹ – ALUMINUM
SAWED FLAT SHEET AND PLATE

SPECIFIED THICKNESS Inches	SPECIFIED LENGTH – in.							
	Up thru 30	Over 30 thru 60	Over 60 thru 120	Over 120 thru 240	Over 240 thru 360	Over 360 thru 480	Over 480 thru 600	Over 600 thru 720
0.080-0.249	± 1/8	± 1/8	± 3/16	± 1/4	± 1/4	± 5/16	± 3/8	± 7/16
0.250-6.000	± 1/4	± 5/16	± 3/8	± 1/2	± 9/16	± 5/8	± 3/4	± 7/8

TOLERANCES 2-in.

LATERAL BOW TOLERANCES
COILED SHEET

SPECIFIED THICKNESS Inches	SPECIFIED WIDTH – Inches			
	1/2 thru 1	Over 1 thru 2	Over 2 thru 4	Over 4 thru 10
0.006-0.064	3/4	9/16	3/8	1/4
0.065-0.125 ²			3/8	1/4

TOLERANCE – Inches in 6 Feet
ALLOWABLE DEVIATION OF A SIDE EDGE
FROM A STRAIGHT LINE

1. When a dimension tolerance is specified other than as an equal bilateral tolerance, the value of the standard tolerance is that which would apply to the mean of the maximum and minimum dimensions permissible under the tolerance.
2. Tolerances applicable at ambient mill temperatures. A change in dimension of 0.013 in. per 100 in. per 10 F (6° C) must be recognized.

